

RESPOND 10

Pass out leaflets and crayons.

Let's tear and do the square!

1. Take a look at the faces on our leaflet square. Something is missing from each face.
2. Point to the part that is missing on the pictures.
3. Now point to that part on your face. Give kids time to point to their mouths.
4. Use your crayons to draw the expressions on the kids' faces.
5. Let the kids draw different expressions on the faces of the video kids. Some kids look puzzled. They might have a crooked mouth. Others look surprised, so they might have a round mouth. Some kids are happy, so they might have smiles.
6. Thomas may have felt confused or surprised before he saw Jesus. When he saw Jesus he believed and he was so happy! Believing makes people happy. When we look at the faces of the video kids, we'll remember Thomas and how glad he was to finally see Jesus.
7. When have you had a big surprise that made you feel happy?

LAUNCH 10

Circle up with kids for a quick review.

Our story began with the disciples hiding in a locked room. They were scared and worried and wondered what would happen to them. Then, Jesus appeared and they were so happy. They were not worried anymore. Think of a time when you were worried and scared. How would Jesus make your worries go away? Take time to hear kids' responses.

Pass out leaflet panels and crayons.

Invite kids to write their names in the space on the leaflet. Stand in a circle, hold up the leaflets, and alternate, "Alleluia!" with "[Name] Believes!" for each kid. These are words that God's people say at Easter time. Let's hold our Alleluia signs and do our Easter cheer again. If time permits, punch two holes and tie all leaflets together with yarn for a class banner.

Send kids out.

Let's repeat our cheer. This time let's whisper it. Repeat the cheer from Welcome.

Pray together: Dear God, Thank you for helping us believe. Help us remember that questions are good ways to find out more about you. Amen.

Thank kids for asking questions to find out more about Jesus today. Remind them of the Family Square on the other side of the leaflet.

Thomas Believes

BELIEVE • EASTER 2 • YEAR A

TODAY'S READINGS

Acts 2:14a, 22-32 Psalm 16 1 Peter 1:3-9 John 20:19-31

PreK-K



What is happening in this story?

Jesus appearing to his disciples immediately follows the Easter story in John. Thomas plays an important role. Traditionally cast as the doubter, we can understand Thomas as a follower of Jesus with some questions. Because he was not there when Jesus appeared to the others, Thomas had a hard time believing it was true. To believe, he needed to see and touch Jesus' wounds. Jesus gives Thomas exactly what he says he needs. Jesus' actions answer Thomas's questions. Thomas responds in faith, "My Lord and my God!"

Why does this story matter for kids?

Kids of all ages know what it is to be afraid or anxious about what will happen next, so they can grasp why the disciples in the locked room were scared and confused. They can identify with Thomas because they understand the need to question. Many may have questions about this story. Encourage them to ask! It is important for kids to know that Jesus encouraged questions in his teaching and storytelling. Critical thinking can be an important part of believing and growing in faith.

What is the lectionary connection?

During the 50-day season of Easter we explore many stories of Jesus appearing after he was resurrected. All of those stories include someone who does not recognize him right away. Thomas is not the only believer, then or now, to have questions.

AGE LEVEL TIP

Young kids know how to ask questions! They trust what adults say and believe most things they hear. Encourage kids to ask questions. It's a very good way to learn.



GENERAL SUPPLIES

- Crayons
- Scissors

LESSON SUPPLIES

- Yellow pompoms
- Basket
- Plastic eggs
- Yarn
- Single hole punch

WHIRL SUPPLIES

• WHIRL STORY BIBLE

• DVD

• FLOOR MAT

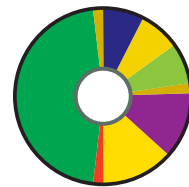
• LEAFLETS

Do some kids arrive early? Try this.

Set a basket on the floor. Invite kids to kneel on a chair facing the basket and drop pompoms like the Clothespin Drop game. How many can they get in the basket in a row?

Invite kids to sit around the Floor Mat.

Point out the season and color. Pass one pompom to each child. Find the Easter season and invite the kids to put their pompoms on the floor and try to blow them onto the correct spot on the Floor Mat. **What color represents Easter on our floor mat? Yellow, like our pompoms. These pompoms remind me of an animal with big, floppy ears and a tail. Who knows which one? A bunny. Bunnies are spring animals that are born around Easter like chicks, lambs, and birds. The pompoms remind us that Easter is a season, not just a day. We can celebrate Easter for many days!**




Share this Easter Cheer that kids repeat after you.

**Jesus came for me and you.
We believe it. Yes we do!
Jesus died for me and you.
We believe it. Yes we do!
Jesus rose for me and you.
We believe it. Yes we do!**

Pass out leaflets and crayons.

Invite kids to study the picture. **What do you see? Can you find anything that looks like a squiggly line and a dot? It's a question mark. Sometimes we have questions. Jesus' friends had questions too. Circle all the question marks you can find that are hiding in the picture.** Collect leaflets until Respond.




Gather kids around the screen where you'll watch the video.

In the video today, our friends want to ask questions at church. Let's watch carefully to see what happens when they try to ask the pastor their questions.

View "Any Questions?"

Ask kids these questions about the video.

- **Why was Victor so worn out at the end of the video?**
- **What does Victor think about asking questions in church?**
- **What do you think about asking questions in church?**
- **What do you think Jesus would say about kids asking questions in church?**



Pass out Whirl Story Bible Samplers to kids.

Let's find our story today! Open your Bible Sampler with kids to "Thomas Wonders". Start by pointing out the graphics that show the butterfly in the yellow circle for the Easter season. Before you read, invite kids to look for Thomas and Jesus.



Read the story and Ada and Otto's questions and comments on each page.

Ask these questions after you read the story.

- **Who appeared in the locked room?**
- **Why were the disciples hiding?**
- **How do you think the disciples felt when they saw Jesus?**
- **What would you ask Jesus if he appeared in our room today?**

Play together!

Hide several plastic eggs around the classroom. Invite kids to search for the hidden eggs. **We can still celebrate Easter by hunting for eggs. Let's put all the eggs we find in this basket. The empty eggs remind us that the tomb is empty. Jesus is alive! Thomas was hunting for Jesus when Jesus suddenly appeared. Thomas had some questions for Jesus. He was very happy to see his friend again.**

BIBLE BIT

Jesus helps Thomas be a believer by answering his questions. We can ask questions to become better believers, too!

WATCH IT AGAIN

If you watch again, point out that Victor works so hard to pretend that no one has questions. **Watch him work and work and work! It would be way easier just to answer the questions!**

OUR CHURCH

Walk with the kids to your pastor's office. **Here is a place to come when we have questions.**